


Greeting's Chicago! Say Hello to our Chicago Loop Alliance Team



Clean + Safe + Friendly



CHICAGO  
LOOP  
ALLIANCE.

# STREET REPORT

HOSPITALITY & ENVIRONMENTAL CONDITIONS  
April 2024

The following data and information is provided to the Chicago Loop Alliance for tracking purposes. The period covered is April 2024. The data and information is obtained from Ambassadors conducting counts and from work orders entered in Statview.



## Let's Talk Trash!



amount of trash removed in the month of April, 2024

**9,900 lbs.**

PREVIOUS MONTH:  
**March 2024**  
**9,330 lbs**  
MONTH OVER MONTH  
**+264%**

PREVIOUS YEAR:  
**March 2023**  
**4,251**  
YEAR OVER YEAR  
**+127%**

### High Priority Cleaning Tasks by Percentage

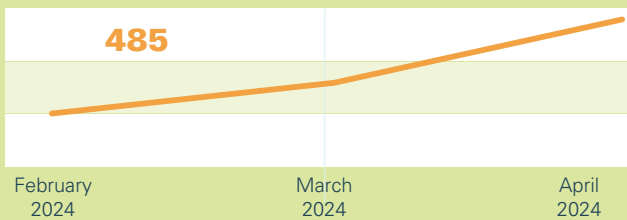
Pan & Broom Sweeps - Block Faces Completed

**89%**

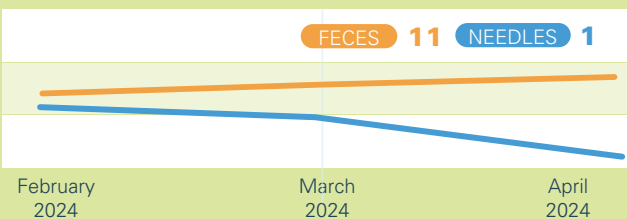
### Total cleaning tasks completed

Cleaning Tasks	PREVIOUS MONTH: February	PREVIOUS MONTH: March	MONTH OVER MONTH February 2024 to March 2024	CURRENT MONTH: April 2024	PREVIOUS YEAR: April 2023	YEAR OVER YEAR March 2023 to March 2024	YTD
Directions	388	423	+ 9%	562	303	+85%	1,604
Pan & Broom Sweeps - Block Faces Completed	2,115	3,062	+ 44%	3,105	3,275	- 5%	10,645
Graffiti Tags Abated	289	423	+ 46%	485	360	+ 34%	1,410
Trash bags Collected	102	372	+ 264%	396	317	+ 25%	1,074
Pounds of Trash	2,550	9,330	+ 265%	9,900	4,351	+ 127%	23,789

### Graffiti Tags Abated



### Hazardous Waste



Before/After



Before/After



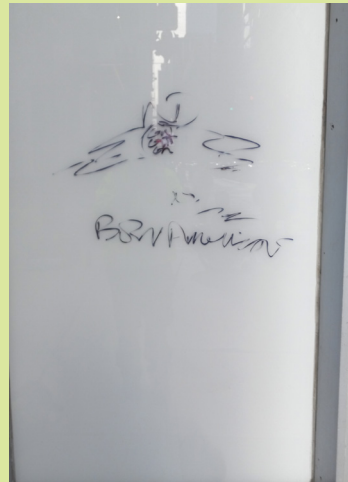
Before/After



Before/After



Before/After



Before/After





YEAR OVER YEAR DIRECTIONS

**April 2023  
to April 2024**

**+181%**

YEAR OVER YEAR INCIDENTS

**April 2023  
to April 2024**

**-37%**

**Quality of Life  
Incidents  
by Percentage**

Aggressive  
Panhandling

**32%**

of all quality of life  
incidents.



Vandalism

**11%**

of all quality of life  
incidents.



Loitering

**48%**

of all quality of life  
incidents.



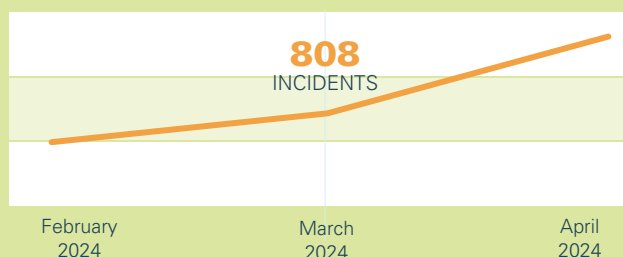
Public  
Intoxication

**3%**

of all quality of life  
incidents.

Safety & Quality of Life Incidents	PREVIOUS MONTH: February	PREVIOUS MONTH: March	MONTH OVER MONTH February 2023 to March 2024	CURRENT MONTH: April 2024	PREVIOUS YEAR: April 2023	YEAR OVER YEAR April 2023 to April 2024	YTD
Directions	461	723	+ 57%	947	337	+ 181%	2,400
Business Checks	423	562	+ 32%	618	413	+ 49%	1,911
Hospitality/ Interactions	423	612	+ 44%	749	549	+ 36%	2,139
Incidents	162	248	+ 41%	137	222	- 37%	808
Panhandling	245	312	+ 27%	221	244	- 1%	1,010
Homeless Count	266	189	- 28%	208	197	+ 5%	950
Social Service Referrals	312	390	+ 25%	277	292	- 5%	1,343
Resource Guides	379	406	+ 7%	392	303	+ 29%	1,448

**Total Quality of Life Incidents YTD**

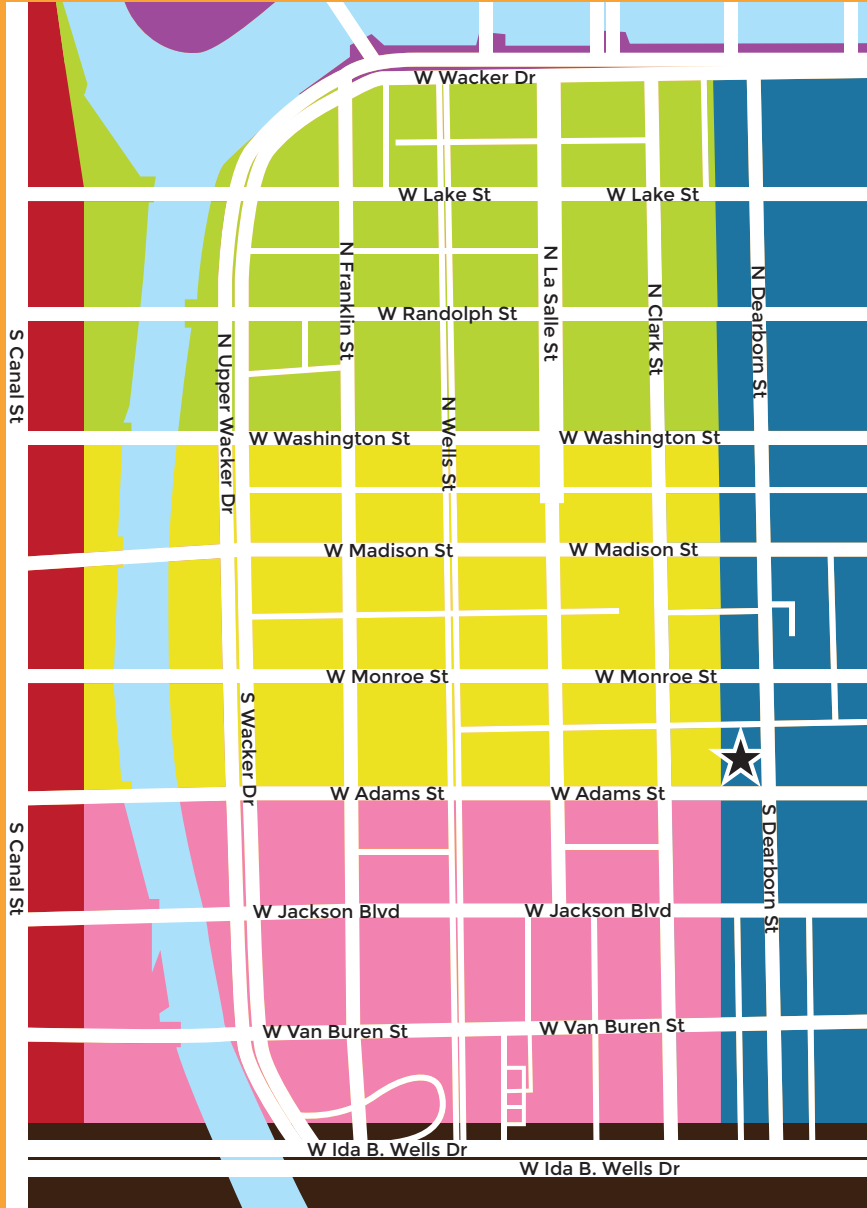


**10 min**

Response Time

## STREET TEAM PROGRAM

ZONES 5-7



Do not conduct patrols beyond Dearborn Street, Canal Street, Wacker Drive, Ida B. Wells

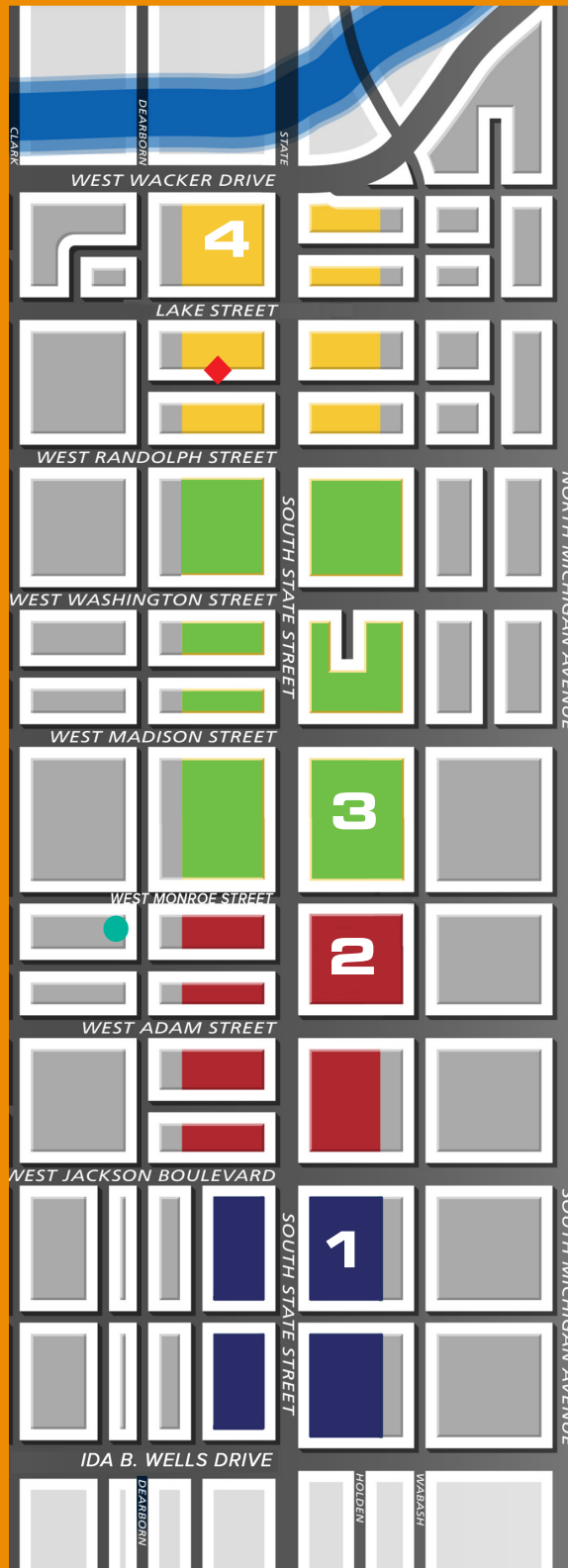
- Zone 5 Patrol:  
East to West: Dearborn to Canal  
North to South: Wacker Dr. To Washington
- Zone 6 Patrol:  
East to West: Dearborn to Canal  
North to South: Washington to Adams
- Zone 7 Patrol:  
East to West: Dearborn to Canal  
North to South: Adams to Ida B. Wells

- Wacker Dr. North Boundary
- Canal West Boundary
- Ida B. Wells South Boundary
- Dearborn East Boundary
- ★ Home Office  
(CLA Headquarters)



## STREET TEAM PROGRAM

## ZONES 1-4



LEGEND	
	OPERATION CENTER
	CLA OFFICE
	ZONE START
	ZONE END
	MILESTONES
	ZONE ROUTE
	ROUTE OUT/IN

STREETPLUS



## Congratulations!

Ambassador of the Month: **Antonie Johnson**

For being selected as the Ambassador of the Month for April. Tony continues to lead by example with hard work and dedication to serving guests and business with the SSA district. He has great leadership skills and pays great attention to detail when completing his tasks. Tony works across both shifts and continues to prove his worth with a great work ethic and attitude.






## Library Social Service Referrals

Employment	202
Housing	313
ID	117
HMIS	292
Other	277
<b>Total</b>	<b>1,201</b>

The city has announced it plans to revive a \$500 per month guaranteed income program, which is aimed to support low income families for one year. The program started in 2022 with 5,000 low income families getting the monthly checks for one year as part of an effort to help them recover from the pandemic. The city has yet to announce specifics on how many families will qualify for the second round of the relief or what requirements must be met, but our team will make effort to assist those in help of help in registering once made open and accessible to the public.







## CPL CARES

**“A network of connections to social services at the library”**

### Harold Washington Library Center

CPL Cares @ HWLC

Case Managers, Legal Assistance, Social Workers and Veterans Services

Harold Washington Library Center | 400 S. State Street, 3rd Floor, Chicago, IL 60605

#### Mondays

##### 10 A.M. – 1 P.M.

Legal services for people with disabilities provided in partnership with:



##### 12 P.M. – 3 P.M.

Housing, health care and human connection for those who struggle with homelessness and poverty provided in partnership with:



#### Wednesdays

##### 10 A.M. – 12:30 P.M.

Housing and mental health services provided in partnership with:



##### 12 P.M. – 3 P.M.

Legal assistance in getting and keeping food, medical and financial help from the Dept. of Human Services provided in partnership with:



#### Thursdays

##### 10 A.M. – 2 P.M.

Housing and employment services provided in partnership with:



CHICAGO  
LOOP  
ALLIANCE.



Clean • Safe • Friendly

##### 10:30 A.M. – 2:30 P.M.

Connections to mental, dental, primary health care, medication access and housing linkage provided in partnership with:



#### Fridays

##### 10 A.M. – 2 P.M.

Supports veterans experiencing homelessness, and assists with employment services for veterans and non-veterans provided in partnership with:



Ask your librarian for more information.



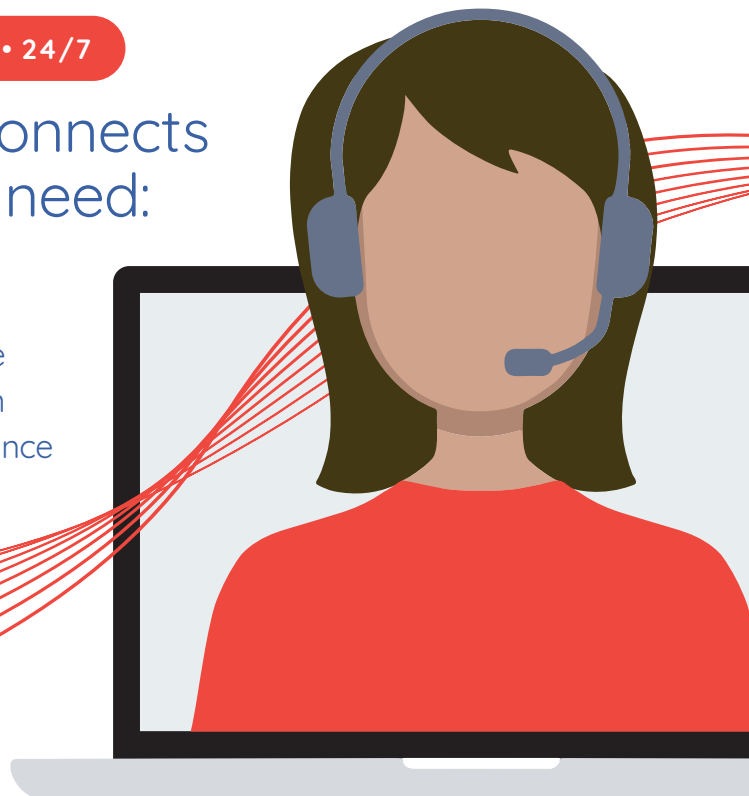
# Need help and don't know where to turn?

FREE • FAST • LOCAL • CONFIDENTIAL • 24/7

211 Metro Chicago connects you to the help you need:

- ✓ Childcare
- ✓ Employment
- ✓ Food Assistance
- ✓ Health Care
- ✓ Housing
- ✓ Legal and Immigration
- ✓ Substance Use
- ✓ Transportation
- ✓ Utilities Assistance

**AND MUCH MORE!**



- ☎ Call **2-1-1** to talk to a local navigator\*
- ✉ Text your zip code to **898211**
- 🌐 Visit **211MetroChicago.org** to search or chat

\*Residents may dial 2-1-1 or (773) 362-4401 to get connected to a local Resource Navigator.



**Pounds of garbage**

weight of trash accumulated by ambassadors. Total weight is determined by multiplying number of bags used by storage capacity (1 bag=25 lbs)

**Graffiti – removed**

graffiti abated by any means including pressure washing, painting and using abatement solutions

**Needles found & disposed of**

number of single hypodermic needles found and disposed of at an appropriate medical waste disposal site

**Power washing block faces**

number of block faces pressure washed

**Merchant checks**

ambassadors visit a business for the purpose of customer service outreach or to assist with a request

**911 calls**

emergency calls placed

**Illegal Dumping**

number of occurrences of dumping large or electronic items (e.g. computers, furniture, mattresses, suitcases, etc)

**Homeless Outreach**

any contact with a homeless individual that includes the offering of services, or a request for information about services or service providers

**311 Requests**

requests placed to 311 for Public Works related issues

**Directions**

number of times ambassadors provide directions to the public



## Did You Know?

There's 4 ways to request cleaning and safety services.



### Call: Dispatch 211

2-1-1 is a free, 24/7/365 service that connects to essential health and social service support and information during times of non-emergency crisis and for everyday needs.



### Email:

[Jzollicoffer@streetplus.net](mailto:Jzollicoffer@streetplus.net)



### Hours of Operation:

7 am to 10:30 pm Daily



## Be In The Know!

Sign up for our e-newsletter at  
[LoopChicago.com](http://LoopChicago.com)

